


Collection of wall mounted luminaires for exterior applications. Lift has an innovative optical system that produces pleasing graphic effects. Exceptional european build quality with high corrosion resistant finish.

Luminaire characteristics:	Power input: 10.4W or 19.8W Lumens: 607lm or 1214lm (for 3000K, 90CRI) Luminaire efficacy: 63lm/W
Source:	LED module (LM-80 tested) 2700K: 90CRI, 3000K: 90CRI, 4000K: 90CRI.
Lumen maintenance:	80% of initial lumens at 70 000 hours (L80)(LM-79)
Optics:	Wide flood.
Material:	Body: Die-cast aluminum Diffuser: Clear tempered glass Reflector: Aluminum Hardware: Stainless steel screws and silicone gaskets
Electrical:	Universal high efficiency electronic LED driver rated at 50 000 hours, 120V-277V.
Dimming:	0-10V (120-277V), down to 15%.
Mounting:	Install on a standard 4" octagonal junction box.
Finish:	Aluminum gray.
Weight:	5.51lb (2.5kg).
Warranty:	5 year limited warranty.
Ratings:	IP65, IK06
Certification:	 cULus listed for wet location

ORDERING INFO

- UNV - 14 - D10

FIXTURE



MODEL

- S5054** - Wide flood 89° **S5064** - 2 x Wide flood 89°

LED

- H** - 2700K, 90CRI **W** - 3000K, 90CRI **N** - 4000K, 90CRI

VOLTAGE

- UNV** - 120-277V

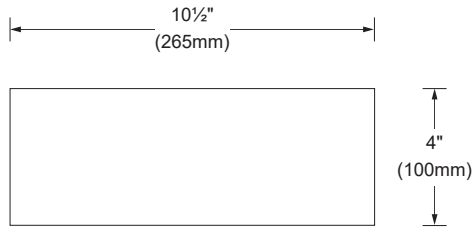
FINISH

- 14** - Aluminum gray

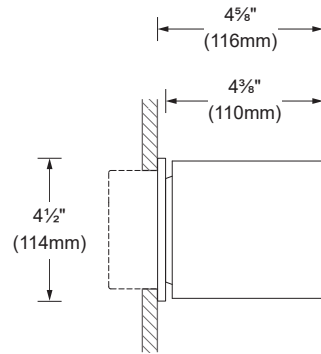
DIMMING

- D10** - 0-10V

DIMENSIONS



FRONT VIEW



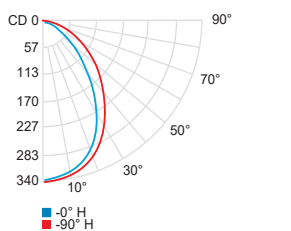
SIDE VIEW

PHOTOMETRIC DATA

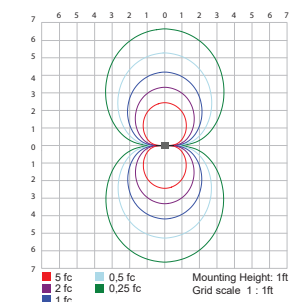
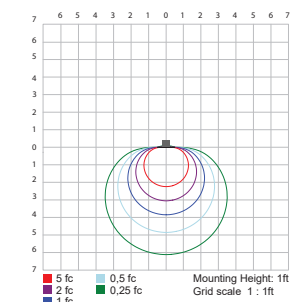
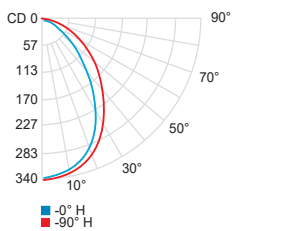
Visit sistimalux.com for complete photometric data.

CCT (K)	CRI	LOAD (W)	OPTIC	LUMENS (lm)	EFFICACY (lm / W)	MAX CANDELA (cd)	MODELS
3000K	90	10.4W	Wide flood 89°	607	58	337	S5054W
		19.8W	2 x Wide flood 89°	1214	63	337	S5064W

Wide flood 89° (3000K, 90CRI)



2 x Wide flood 89° (3000K, 90CRI)



CCT options	2700K	3000K	4000K
CRI options	90CRI	90CRI	90CRI
Multiplier	0.94	1	1.01