


LOOK





LOOK

CONSTRUCTION

Die-cast aluminum housing (copper free) with high corrosion resistance

Stainless steel fasteners

Tempered glass diffuser

Silicone gaskets

FINISH SYSTEM

Double powder paint in 3 step process:

- surface treatment containing ceramic nano particles (Bonderite)
- epoxy primer paint
- polyester powder paint with high resistance against UV rays and harsh weather conditions

IP65



LISTED FOR WET LOCATION

Supplied with LM80 tested LEDs

L70 >50,000 hours

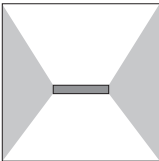
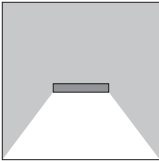
COLORS

- White (code 01)
- Aluminum grey (code 14)



LOOK

LOOK & MINI-LOOK WALL MOUNT

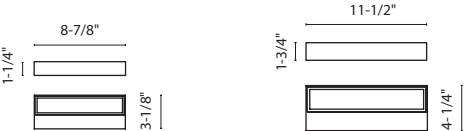


CODE	W	LUMENS	KELVIN	WIDTH
S.7201W	13.5W	475lm	3000K	8-7/8"w
S.7250W	24W	888lm	3000K	11-1/2"w

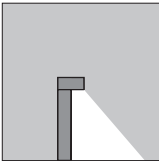
Requires remote power supply
Also available in 4000K

S.7202W	13.5W	389lm	3000K	8-7/8"w
S.7252W	24W	723lm	3000K	11-1/2"w

Requires remote power supply
Also available in 4000K

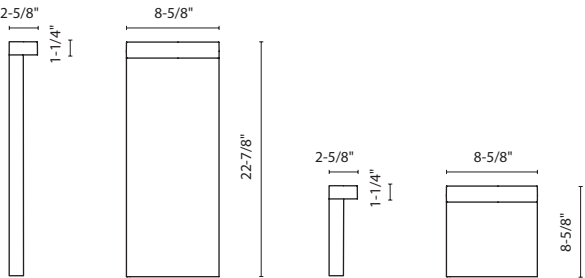


MINI-LOOK BOLLARD SINGLE

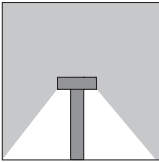


CODE	W	LUMEN	KELVIN	HEIGHT
S.7206W	12.5W	334lm	3000K	8-5/8"h
S.7211W	12.5W	334lm	3000K	22-7/8"h

Also available in 4000K



MINI-LOOK BOLLARD DOUBLE



CODE	W	LUMEN	KELVIN	HEIGHT
S.7215W	25W	646lm	3000K	8-5/8"h
S.7220W	25W	646lm	3000K	22-7/8"h

Also available in 4000K

